Edelstahl Anschlussteile | Stainless steel connecting parts

Gelenkaugen Kolbenstange | Piston rod hinge eyes

Material 1.4404 /AISI 316L								geeignet für: suitable for:		
Code	SW	Ø	L_1	L_3	$Ø_2$	d_1	Gewinde thread	Gasdruckfedern Gas springs	Block. Gasfedern Lockable gas springs	Gaszugfedern Gas traction springs
D1	3	6,2	16	9	11	6,0	M5	●		
A1	10	8,2	20	20	16	8,0 - 10,0	M8	●		●
M2	10	10,2	20	20	16	8,0 - 10,0	M8	●		●
B1	12	8,2	25	12	19	10,0 - 14,0	M10	●		●
K2	12	8,2	20	20	19	10,0 - 14,0	M10	●		●
C1	14	14,2	40	20	20	14,0 - 20,0	M14*1,5	●		●

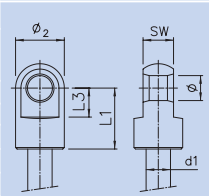

Gelenkaugen Zylinder | Hinge eyes cylinder

Material 1.4404 /AISI 316L								geeignet für: suitable for:		
Code	SW	Ø	L_2	L_4	$Ø_2$	d_2	Gewinde thread	Gasdruckfedern Gas springs	Block. Gasfedern Lockable gas springs	Gaszugfedern Gas traction springs
D1	3	6,2	16	9	11	15,0	M5	●		
A1	10	8,2	20	20	16	19,0 - 22,0	M8	●	●	●
M2	10	10,2	20	20	16	19,0 - 22,0	M8	●	●	●
B1	12	8,2	25	12	19	28,0 - 40,0	M10	●	●	●
K2	12	8,2	20	20	19	28,0	M10	●	●	●
C1	14	14,2	40	20	20	40,0	M14*1,5	●	●	●

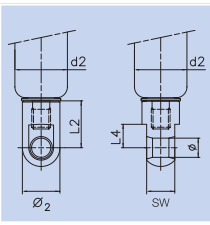

Gewinde Kolbenstange | Threads piston rod side

Material 1.4404 /AISI 316L				geeignet für: suitable for:		
Code	M_1	L_1	d_1	Gasdruckfedern Gas springs	Blockierbare Gasfedern Lockable gas springs	Gaszugfedern Gas traction springs
V0	M5	5	6,0	●		●
B0	M8	9	8	●		
H0	M8	9	10,0	●		
D0	M10	9	10,0-14,0	●		●
Z0	MF14*1,5	15	20,0	●		●

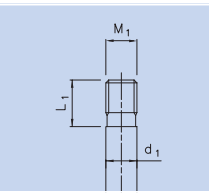

Gewinde Zylinder | Threads cylinder side

Material 1.4404 /AISI 316L				geeignet für: suitable for:		
Code	M_2	L_2	d_2	Gasdruckfedern Gas springs	Blockierbare Gasfedern Lockable gas springs	Gaszugfedern Gas traction springs
V0	M5	5	15,0	●		
Z0	MF14*1,5	15	40,0	●	●	●
M0	M10	13	28,0-40,0	●	●	●
N0	M8	8	19,0-28,0	●	●	●

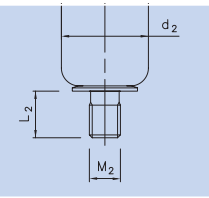

Winkelgelenke | Elbow joints

Material 1.4305 /AISI 303						
Code	AØ	Lmm	b*cmm	d*emm	fmm	Mutter/nut
D3	10	19	M8x9,5	M8x13	12	nein/no
A3	13	30	M8x14,5	M8x16,5	13	ja/yes
A4	16	35	M10x15,5	M10x20	16	ja/yes
B4	19	45	M14*1,5 x 20	M14*1,5 x 28	20	ja/yes

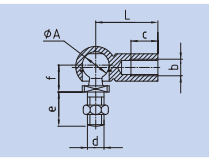

Gabelköpfe | Clevises

Material 1.4305 /AISI 303							
Code	$Ød_1$ mm	gmm	Amm	bmm	L_1mm	L_2mm	$Ød_2$ mm
A5	8	16	16	8	42	32	M8
B9	10	20	20	10	52	40	M10

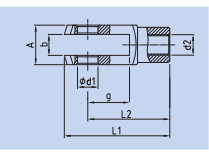



Gelenkköpfe | Hinge heads

Material 1.4057										
Code		a	b1	d1	d2	d3	d6	h	L	L3
A7	GEKA7M8NI	8°	8	8	16	M8	24	36	16	12
A8	GEKA8M10NI	6°	9	10	19	M10	28	43	20	13

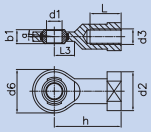

Kugelpfannen | Ball sockets

Material 1.4305 /AISI 303			
Code	A	L	b*c
F3	10	19	M8*10
P3	13	30	M8*14

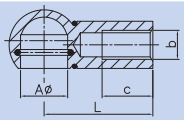

Kugelbolzen | Bolts

Material 1.4305 /AISI 303			
Best.-Nr. Order No.	A	d*e mm	f mm
KB10M8*13NI	10	M8*13	12
KB13M8*16.5NI	13	M8*16.5	13

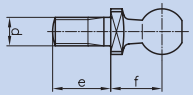

Bolzen für A5 | Bolt for A5

Material 1.4305 /AISI 303		
Code	Best.-Nr. Order No.	
M5	BOM5NI	Maße gemäß Zeichnung / *measures see drawing*

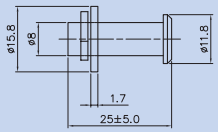

Beschläge | Brackets

Code	Material 1.4301 /AISI 304
900BA1NISR	

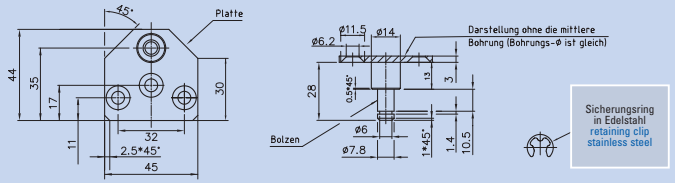

Code	Material 1.4301 /AISI 304
900BA2NISR	

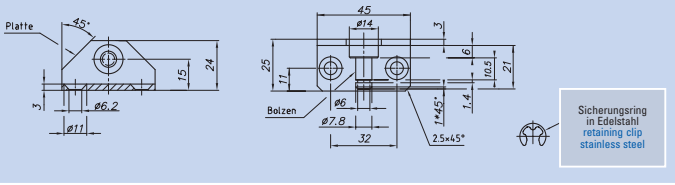

Code	Material 1.4301 /AISI 304
900BA6NIBO	

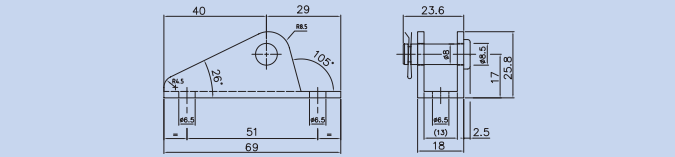

Technische Änderungen vorbehalten • We reserve the right to make technical changes at any time without prior notice